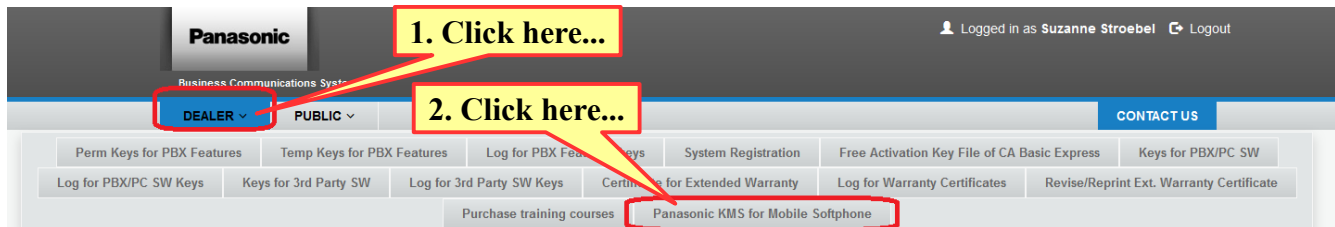
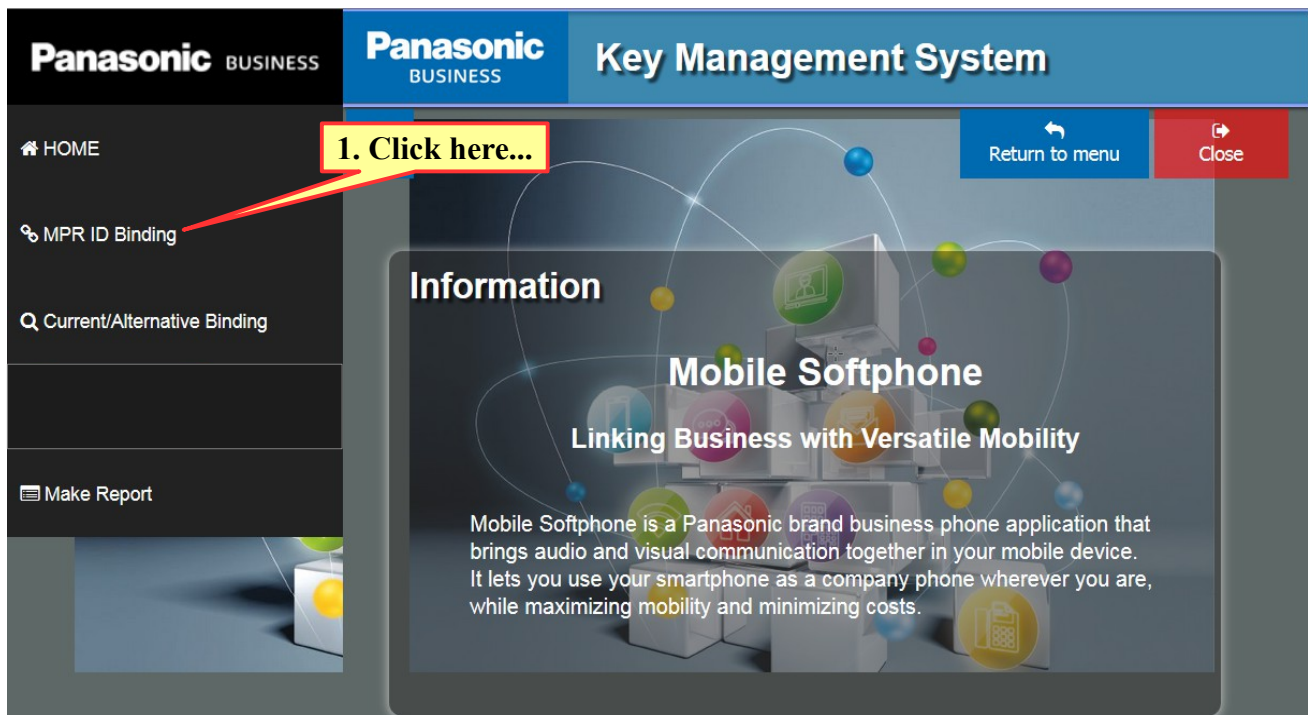
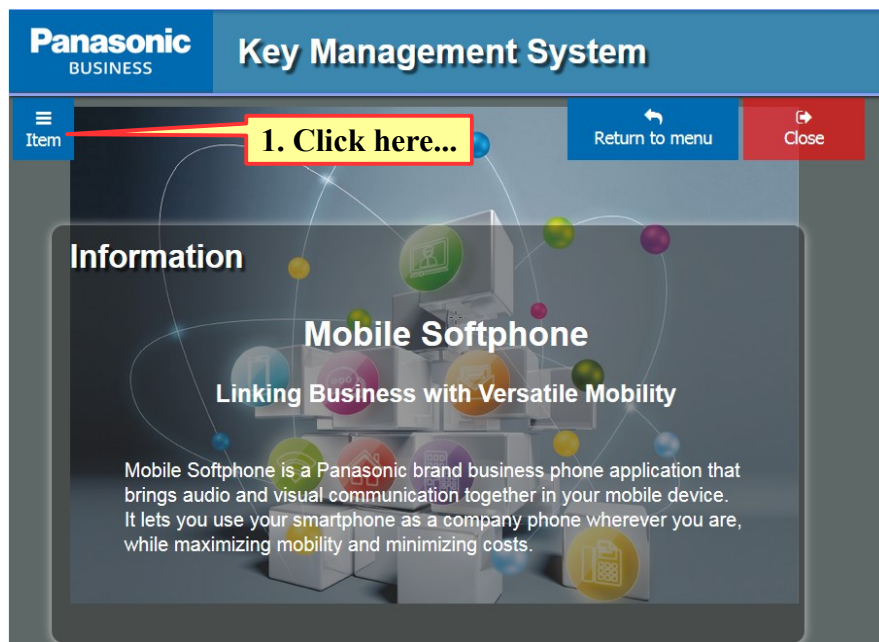


UCMA Softphone Activate Binding to the MPR Number

Log into the Panasonic Dealer website, then go here...





Panasonic
BUSINESS

Key Management System

Item

Return to menu

Close

1. Enter the MPR Number

4. Click here...

MPR ID Binding

MPR ID

9C01-0B02-23A8-8F34

Confirm

Activation Key 1

Activation Key No. C005-3084-1000-0000-0CE3

+Add more

Registration ID rL7UtJ8T

2. Enter the AK Number...

3. Enter the AK Number...

Sending an Email to verify the Binding is OPTIONAL.

But you MUST click on Bind Now

Panasonic
BUSINESS

Key Management System

Previous

Return to menu

Close

☐ Send Email
 Temporary@panasonic.co.jp

Subject Binding succeeded / 9C01-0B02-23A8-8F34

* MPR ID : 9C01-0B02-23A8-8F34

* PBX Model : KX-NS700

2. Send Binding Verification here..

1. Click if you want email sent...

Bind Now

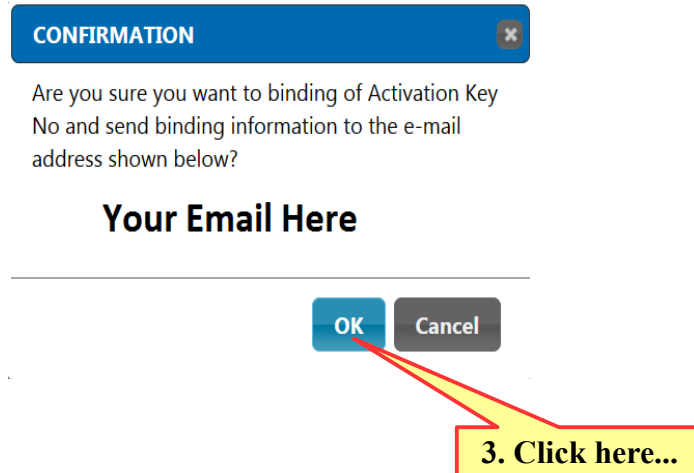
3. Click here...

No.	Activation Key No.	Model No.	Activation Key Type	Expiration Date (+0900 JST, MM/DD/YYYY)
1	C005-3084-1000-0000-0CE3	KX-UCMA005W	5 Mobile Softp	duration

* Existing Activation Key No. List

No.	Activation Key No.	Model No.	Activation Key Type	Registration Date (+0900 JST, MM/DD/YYYY)
1	C005-3084-1000-0000-0CE3	KX-UCMA005W	5 Mobile Softphone	09/07/2019

If you chose to send an email, this pop up will appear.



You should see this:

